

Online Library Paper Cutting Activities For Preschool Paper Cutting Activities For Preschool

Eventually, you will entirely discover a supplementary experience and ability by spending more cash. still when? accomplish you put up with that you require to acquire those every needs with having significantly cash? Why don't you attempt to get something basic in the beginning? That's something that will guide you to understand even more a propos the globe, experience, some places, gone history, amusement, and a lot more?

It is your certainly own mature to proceed reviewing habit. in the midst of guides you could enjoy now is paper cutting activities for preschool below.

Online Library Paper Cutting Activities For







~~Kindergarten Cutting~~ Fun Cutting Activity For Kids Scissor Skills | SCHOOL READINESS | How to teach your child to use scissors correctly

How to make a paper Penguin ~~Make Caterpillar By Cut And Paste Paper Craft Activity~~ ~~Preschool Scissor Cutting Activities~~ ~~Cutting paper for toddlers and preschoolers~~ DIY MINI NOTEBOOKS ONE SHEET OF PAPER - DIY BACK TO SCHOOL How to make a paper Cutting Paper Tiger ~~Fine Motor skill | Paper cutting | Our Craft Corner~~ Paper Cutting activity for Toddlers \u0026 Preschooler's Scissor skill activities for preschoolers | Fun paper cutting activities | Pre-writing activities TEACHING TODDLER TO USE SCISSORS! | DAY 943 | ThePlusSideOfThings ~~Teach Children How to Hold a Pencil Correctly Tutorial~~

25 ADORABLE PAPER CRAFTS Fine

Online Library Paper Cutting Activities For

~~Motor Skills: Cutting Activity Teach
Letter Sounds to Your Child Using
Montessori Principles — Living Montessori
Now Tearing And Pasting Activity With
The Bits Of Paper For Kids 6 Ways to
Teach Alphabet Letters \u0026amp; Sounds 7
Helpful Hacks to Teach Young Children
Scissor Skills~~

Kindergarten learning how to use scissors
(Mixed Media Skill Level A 1 of 2)
Cutting Away the Fear of Scissors - Voila
Montessori Children's Book Making Craft
(My Body/ Face Parts) Arts Activity
~~Kindergarten scissors cutting skills      
activities for 3 to 5 years kids/ Fun paper
cutting activities. Teaching Scissor Safety
with Kindergarten Handprint Butterfly
Kids Crafts with Papers by CraftiKids
Crafts for kids with paper Origami
Butterfly || paper craft , Preschool crafts
Toddler Learning Binder | Fun \u0026amp;
Educational Activities Umbrella Cut and~~

Online Library Paper Cutting Activities For

~~Paste - Paper Craft Activity How to Teach a Preschooler to Cut with Scissors Paper Cutting Activities For Preschool~~

Cutting Practice with Materials from the Kitchen Straws □ Kids can cut plastic or paper straws and then use them to make necklaces. Wax paper or Parchment Paper □ kids can cut it then layer it on top of other images. Foil □ Not only can they cut foil, but kids can then squish it and make space rocks ...

~~Cutting Practice for Preschoolers: 45 Easy Ideas - Early ...~~

From my experience, cutting activities are one of the most popular ones in the preschool classroom. I would like to save you some time and share with you free resources for paper cutting printables. Paper Cutting and Cutting Strips Free Montessori Inspired Printable by Montessori Nature. Shapes Cutting

Online Library Paper Cutting Activities For

Printable by Every Star Is Different

~~Free Paper Cutting Printables — Resources for the ...~~

Learning to use scissors is an important skill for preschoolers to work on but that doesn't mean it can't be fun! Cutting Activities for Preschoolers can range from simply snipping a blank piece of paper, to finding unique materials to cut or creating really cool crafts! We started working on scissor cutting with my preschooler around a year ago and we have had so much fun coming up with ideas together.

~~20+ Perfect Cutting Activities for Preschoolers and Toddlers~~

10 Simple Paper Cutting Art And Craft Ideas For Kids

1. Zig Zag Paper Strips: One of the best and simplest ways to enhance your kid's cutting skills is to get a zig zag or a...
2. Cutting Simple Shapes:

Online Library Paper Cutting Activities For

~~Image: Shutterstock~~ The best way to introduce your kid to paper cutting craft ideas is to draw... ..

~~10 Simple Paper Cutting Art And Craft Ideas For Kids~~

School Cutting Activities Here are some fun cutting activities to get your preschooler ready for kindergarten (to improve cutting skills and hand-eye coordination). Each page provides opportunities to practice coloring, cutting, and pasting--with a small picture of what the final product should look like to help children in assembly.

~~paper cutting activities for kids~~ ~~Pinterest~~
Paper Cutting Activities with Free Printables (Photo from Teaching from a Tacklebox) Tackle Box Montessori has Paper Cutting (for young children) and Paper Cutting ☐ Extreme!! (artistic paper

Online Library Paper Cutting Activities For

Preschool). You'll find the free printable templates for the cutting box at Teachers Pay Teachers.

~~Montessori Monday~~ ~~□ Paper Cutting Activities~~

Straight Line Cutting Activities. Be creative and give your child lots and lots of practice cutting on thick straight lines. You can use the straight lines on the free template to carry out these activities. Staple or tape the lines together to make a good old-fashioned paper chain, or a paper flower.

~~Fun Cutting Activities For Kids~~

This cutting busy box (also known as a quiet box) is a great introduction to cutting for preschoolers. You can have your young toddler use the back of the strips. (with your supervision). Preschool aged kids from around the age of 3 will be able

Online Library Paper Cutting Activities For

to start cutting on the lines. I'd say this a Preschool Cutting Activity for 3 year olds and up.

~~Printable Preschool Cutting Busy Box Fun with Mama~~

Nature Cutting Tray □ Allow your toddlers to practice cutting new textures with this cutting station of flowers, plants, and other nature materials. (Munchkins and Moms) (Munchkins and Moms) Paper Bag Haircuts □ Toddlers will love giving these paper bag puppets □haircuts□, tying dramatic play into strengthening their fine motor skills.

~~10 Awesome Activities to Strengthen Preschool Scissor Skills~~

Cutting up paint swatches is a popular cutting activity here, and one that the hooligans ask for several time a week. Kids can practice cutting in a straight line

Online Library Paper Cutting Activities For

Preschool
by following the white lines on the paint chip cards. We use the cut up paint chip samples various art and craft projects.

~~5 Scissor Skills Activities for Toddlers and Preschoolers ...~~

Bilateral Coordination Cutting is unique to some early crafting skills in that it builds bilateral coordination. That means it uses both sides of the body at the same time. Preschool cutting activities require your child to hold and turn the paper with one hand and cut with the other hand.

~~Cutting Activities for Preschoolers — Team Cartwright~~

This is the order in which cutting skills should be introduced to young children.
Rip; Snip; Fringe; Straight lines; Zig zag lines; Curved lines (circles, waves, hearts)
Right angles (squares and rectangles)
Ripping Paper. Ripping sturdy paper such

Online Library Paper Cutting Activities For

~~Preschool~~
as construction paper is the perfect activity for young children to engage in before being introduced to scissors.

~~How to Teach Kids to Cut with Scissors in Preschool~~

A favorite of my cutting activities for preschoolers is using brown paper lunch bags to help your child work on scissor cutting skills by giving "haircuts."

~~Cutting Activities for Preschoolers: Paper Bag "Haircuts"~~

Preschool cutting strips Here's a set of free printable cutting skills worksheets for your preschoolers to practice their scissor skills in a fun and engaging way. My twins love to practice their scissor skills almost on a daily basis. Therefore I created these easy-to-make cutting strips to give them plenty of opportunities to do so.

Online Library Paper Cutting Activities For

~~Preschool cutting strips Planes &
Balloons | Let's make ...~~

Cutting Worksheets Preschool Free
Printable Cut And Paste Skills ... #280221.
Rhyming Worksheets For Preschoolers
Nursery Rhyme Printable Rhymes ...
#280222. print-to-go-download; printable-
math-worksheets-for-seventh-graders;
pinterest-jobs-dublin; printable-us-maps-
with-states;

~~Free printable cutting worksheets
kindergarten~~

Print the scissor skills template of choice.
Have an adult rip with a ruler or cut the
page along the outside dotted line. Color
(if using the black and white worksheet).
Carefully cut along the lines.

~~Printable Scissor Skills Practice
Worksheets~~

Free Printable Preschool Worksheets

Online Library Paper Cutting Activities For

Letter Tracing Worksheets Number
Tracing Worksheets Shape Tracing
Worksheets Picture Tracing Worksheets
Line Tracing Worksheets Pre Writing
Worksheets Spiral Tracing Worksheet Cut
and Paste Letters Cut and Paste Numbers
Cut and Paste Shapes...

~~Preschool Worksheets / FREE Printable
Worksheets ...~~

Grab a tray or container to put paper in.
Cut several pieces of colored cardstock in
half or in quarters. Draw lines, designs, zig
zags, slits, etc. on each piece of paper with
a Sharpie. Stick the paper in the container
with a pair of scissors.

Copyright code :
96896881ebefb284472fc2a0f4429c1b